



INSTRUCTIONS D'ASSEMBLAGE
ASSEMBLY INSTRUCTIONS

MONARCH
SPECIALTIES INC.

I 3233

ETAGERE -
60" H / GRIS CIMENTE ET VERRE TREMPE

BOOKCASE -
60" H / GREY CEMENT WITH TEMPERED GLASS

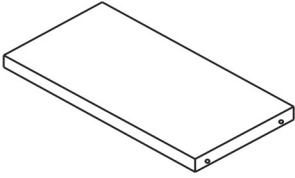
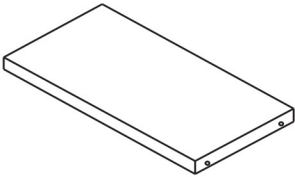
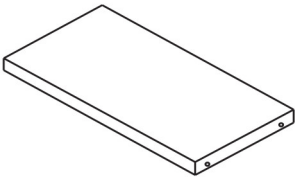
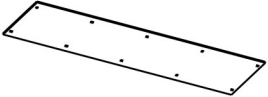
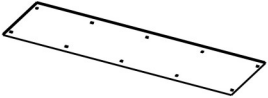


**POUR DE L'ASSISTANCE OU POUR COMMANDER
DES PIÈCES CONTACTEZ NOTRE DÉPARTEMENT
DE SERVICE À LA CLIENTÈLE.**

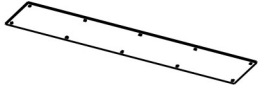

**FOR ASSISTANCE OR TO ORDER PARTS
CONTACT OUR CUSTOMER SERVICE DEPARTMENT**

WWW.MONARCHSERVICE.COM



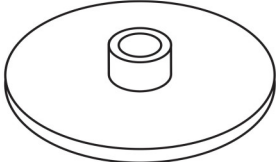
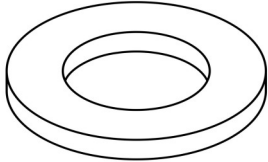
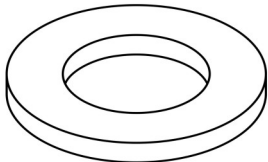
LISTE DES PIÈCES
PARTS LIST

PIÈCE / PART #	IMAGE	DESCRIPTION	QTY / QTÉ
1		TOP SHELF ÉTAGÈRE SUPÉRIEURE	1
2		SHELF PANEL PANNEAU DE TABLETTE	3
3		BOTTOM SHELF ÉTAGÈRE DU BAS	1
4		FRONT FACING LEFT SIDE PANEL PANNEAU DE CÔTÉ GAUCHE	1
5		FRONT FACING RIGHT SIDE PANEL PANNEAU DE CÔTÉ AVANT DROIT	1

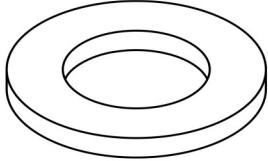
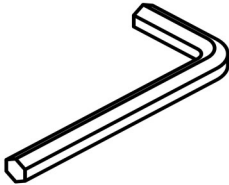
LISTE DES PIÈCES
PARTS LIST

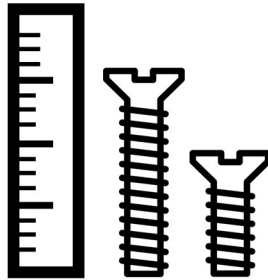
PIÈCE / PART #	IMAGE	DESCRIPTION	QTY / QTÉ
6		BACK PANEL PANNEAU ARRIÈRE	1
7		PLASTIC BAR BARRE DE PLASTIQUE	2

LISTE DES PIÈCES DE MONTAGE
HARDWARE LIST

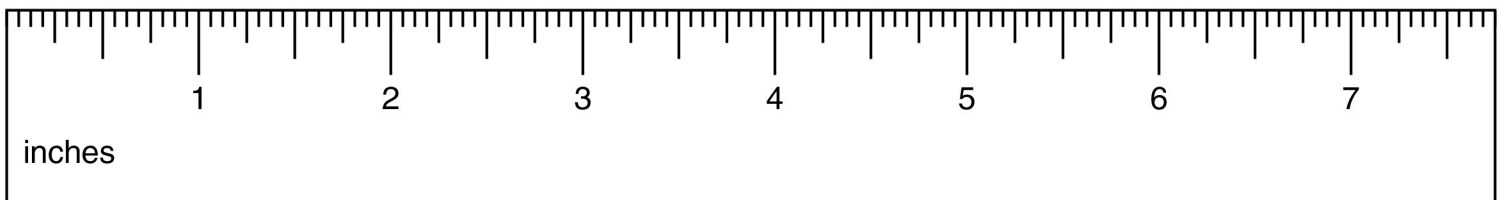
PIÈCE / PART #	IMAGE	DESCRIPTION	QTY / QTÉ
A		ASSEMBLING BOLT - $\phi 1/4'' \times 5/8''$ BOULON D'ASSEMBLAGE - $\phi 1/4'' \times 5/8''$	10
B		ASSEMBLING BOLT - $\phi 1/4'' \times 1 7/8''$ BOULON D'ASSEMBLAGE - $\phi 1/4'' \times 1 7/8''$	20
C		SCREW CAP - $\phi 1/4'' \times 1 3/8''$ CAPUCHON DE VIS - $\phi 1/4'' \times 1 3/8''$	20
D		PLASTIC WASHER(SMALL) - $\phi 3/4''$ RONDELLE DE PLASTIQUE(PETITE) - $\phi 3/4''$	10
E		PLASTIC WASHER(LARGE) - $\phi 1 1/4''$ RONDELLE DE PLASTIQUE(GRANDE) - $\phi 1 1/4''$	20

LISTE DES PIÈCES DE MONTAGE
HARDWARE LIST

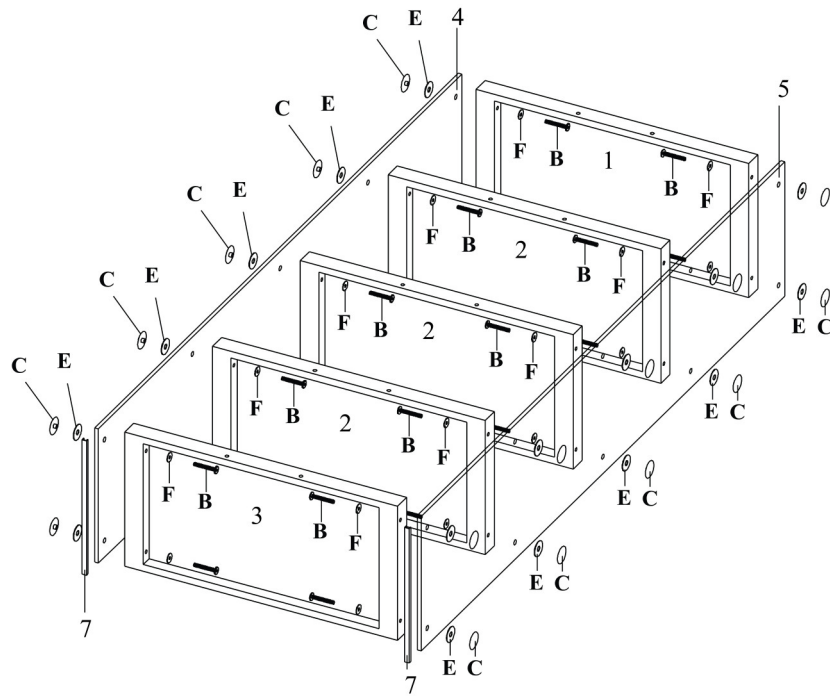
PIÈCE / PART #	IMAGE	DESCRIPTION	QTY / QTÉ
F		METAL FLAT WASHER - ø 3/4" RONDELLE DE MÉTAL - ø 3/4"	20
G		ALLEN KEY CLÉ HEXAGONELE	1



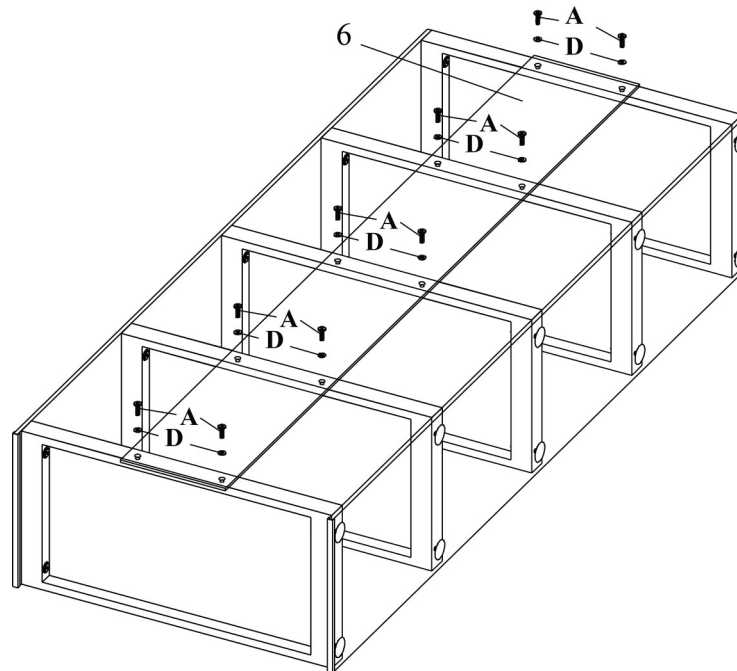
OUTIL DE VÉRIFICATION DE DIMENSIONS DES PIÈCES
HARDWARE DIMENSIONS VERIFICATION TOOL



ÉTAPE / STEP 1



ÉTAPE / STEP 2



ÉTAPE / STEP 3

